
HOW TO TRADE WITH A FULL TIME JOB

A GUIDE FOR PEOPLE WITH LIMITED TIME

Written by

EMPERORBTC



[TWITTER - @EMPERORBTC](#)



[TELEGRAM - EMPERORBTCTA](#)

DEAR FAMILY,

If you're reading this, congratulations on your hustle to make money even while having a job, College, looking after your kids, or whatever you're occupied with.

You're a winner in my eyes.

You're already thinking about investing, saving, or growing money. So you're already ahead of the curve. Please feel good about yourself for doing so.

I will try to answer how you can trade while having a job, or College, or being occupied with anything else.

I have a friend who traded her way to almost retirement while having 2 infant kids, staying at home, working from home and trading.

This is a small guide to inspire and guide you but PLEASE know, trading while being at work doesn't mean you need less knowledge than full time traders.

You absolutely need the same level of knowledge, same level of insight and conviction.

So you CAN'T skip in learning, reading.

The aim is to make money by spending less time, not with less knowledge.

I hope this helps you. Let's go my friends.

EmperorBTC.

INTRODUCTION

Let's be honest, unless you're rich or free full time, you can't be trading full time (unless of course you're a full time trader)

In This PDF we will try finding a system what lets you trade without stress whilst being occupied with other things. Building a system sounds so easy but this is where people don't spend time.

So the method to be adopted by everyone here is the following:

1. Sticking to a fewer assets to track.
2. Finding entries after a lot of waiting.
3. Setting where your trade goes wrong, i.e. You set stop Loss.
4. Knowing where to exit by using laddering (Multiple TPs)
5. Let it play out. **MOST DIFFICULT.**

Now look, if you're just a 18-20 someone who doesn't have a lot of money and just wants to degen, I would recommend him to research Shitcoins and go all in.

He will either make it very big or lose everything. I have done this. I still do it often at times and I have made a lot of Money this way. **HAVING SAID THAT we aren't trading this.**

Researching, finding narratives, **CONSTANTLY TRACKING DEVELOPMENTS**, learning new tools everyday needs a lot of time, constant involvement.



A background in CS helps here of course but we aren't talking about degening or apeing into Shitcoins. We want to reduce time spent and anxiety. Not increase it.

Another positive aspect of trading the way we will discuss v/s apeing into Shitcoins is that Shitcoins need constant management and time spent EVERYDAY. If you're learning to trade, it's not so. 15-30 minutes of learning everyday and the market, the charts, the methods remain the same forever. You don't have to learn to bridge to a new L1 every other day. Accumulation of knowledge with little time.

Let's begin.

A MESSAGE TO MY FOLLOWERS

I continually work towards providing free, high quality tutorials because I believe that everyone deserves a chance to help themselves, and to finally make it.

Knowledge is something that should be shared. Freely.

By collaborating with Delta, this is made possible. You can do your part with keeping the tutorials free and easily accessible by signing up and trading at:

<http://delta.exchange/EmperorBTC>

This will cost nothing, and helps me keep writing Alpha tutorials for everyone.

You can have the chance at getting a \$30,000 bonus for signing up with Delta.

Thanks you.

ON TRADING WITH LIMITED TIME

The reason for you not trading full time right now is:

1. You are testing if you can get better at Trading before you can make it a full time Job.
2. You're seeing it you can enjoy it.
3. You don't want to give up on your current responsibilities.

This is a phase where you're trying to making money whilst working elsewhere, and also trying to establish if you can make money by trading.

So you can't be trading 100s of things or watching 100s of things.

Concentrate and focus.

While everything in market is collerated, if your aim is to reduce the risk and anxiety before going full time, concentrate on a few assets and recognise their pattern.

Familiarise youself with the movement and behaviour of few of the assets.


Either make a watch list or stick to a few assets.

You can also draw a criteria, i.e. I will only trade assets which do this or that.

Eg. Mark a certain Ema Cross or whatever metric.

So stick to a few assets. There is absolutely no lack of volatility in Crypto. Even Bitcoin, the biggest Crypto moves 10x harder than the traditional finance market and if you want more volatility, you can always use leverage to taste the volatility of your choice.

Conclusion, when trading Part time and if you want limited stress, focus your attention on a few assets rather than spreading yourself too thin.



PART 1: ENTERING YOUR TRADE

Entering a trade is easy, right?

Just click the buy button.



BUT if you want an entry which gives an entry without anxiety, stress of losing your life saving it leading to divorce, you have to plan a lot more.

Finding an entry is like hunting. Period.

You can't just show up and enter the market whenever you want. You need to plan a trade, slowly wait for it to fruitate and then enter.

So to find an entry, you need to know you have to wait more than the normal people would wait for their entry because you can't be micro managing it.

So draw your levels and fit your bias in it, match it with your system or strategy and wait for it. Wait. Wait.

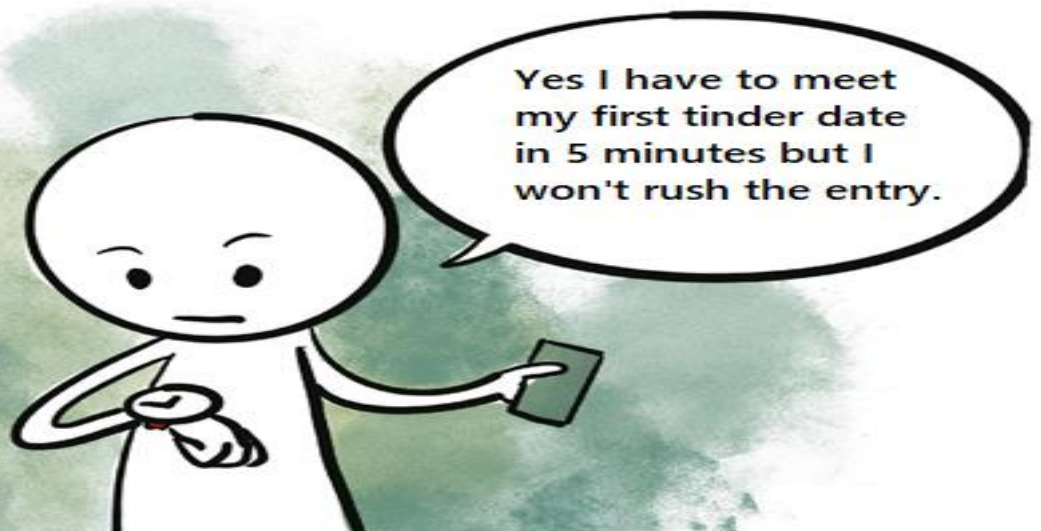
1. Have a strategy ready.
2. Find what area would be good areas of entry as per this strategy.
3. Wait for the price to come to that area.
4. Enter if the entry price that you expected and the reaction is the same in the chart.
5. Trade as much as you want but wait for your entry. *Wait. Wait. Wait.*

Note- To ensure that I get my entry, I'll accept I use market orders when I am watching. Saving 0.1% of entry isn't worth it to place limit orders for me if I want an assured entry.

Your aim should be to look at the chart, Draw your levels, see where a good entry should be (consider any retraces that could happen and don't Fomo).

Then Wait. Wait. Wait for the price to enter an area where you think a proper low risk entry exists. Wait.

For Scalping it can mean to wait for 1-2 minutes or waiting for hours when swing trading. Depends on your style.



PART 2. TRADE, STRESS MANAGEMENT.

(MOST IMPORTANT)

So if you've entered the trade as discussed above, you haven't done anything out of the ordinary, right?

Or to put it more bluntly, I haven't told you anything new.

How do you manage this trade?

How won't you get stressed whilst at work when your leverage position is open and your boss is shouting at you.

Maybe you'll get stressed or frustrated and slap him out of anger. *Not good, not good.*

Well, the weapon to protect you from doing something like this is planning your Position Size.

Risk Management, Position Sizing and having a Fixed TP and SL.

(We will talk about TP later)

Let's assume your trading portfolio is of 100 dollars and while you're at work, you lose 1 dollar. Will you be frustrated or anxious because of losing 1 dollar? I don't think so.

So this is our weapon: **Position Sizing and Capital Preservation.**

I have talked a lot about Position Sizing in trading and how to lose only 1% of your portfolio if a trade goes long while even capturing enough upside. I won't repeat everything to keep it short but you can read it here.

[LINK](#)

If you're following risk Management, even if the trade goes in the worst side, you will only lose 1% of your portfolio. There is nothing to be scared of. This saves you all the anxiety and stress.

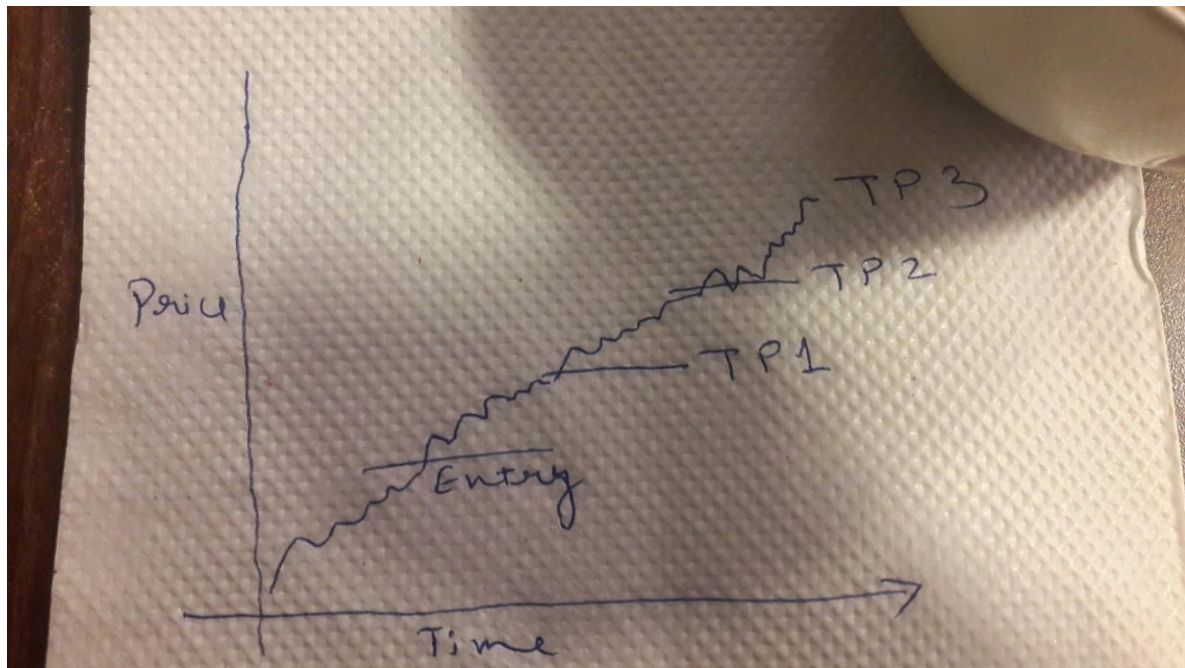
So by following risk Management, you remove the fear of losing because the loss is too small.

- Follow step 1 while entering.
- Follow step 2 to remove risk.
- Go to your job, walk a dog or whatever, there's no anxiety or stress anymore.

Yes your mind still has many doubts and we'll talk about it next.



PART 3. TAKING PROFIT



Knowing when to exit a trade is just as important as entering one.

When you've identified your levels, and you either have a large spot position or have invested a big chunk of your portfolio, it's better to ladder your exits.

This means identifying areas of interest where you'll partially take profit.

With this method, you'll be able to collect your wins while staying in the trade.

This way you can do something else while letting the trade play out.

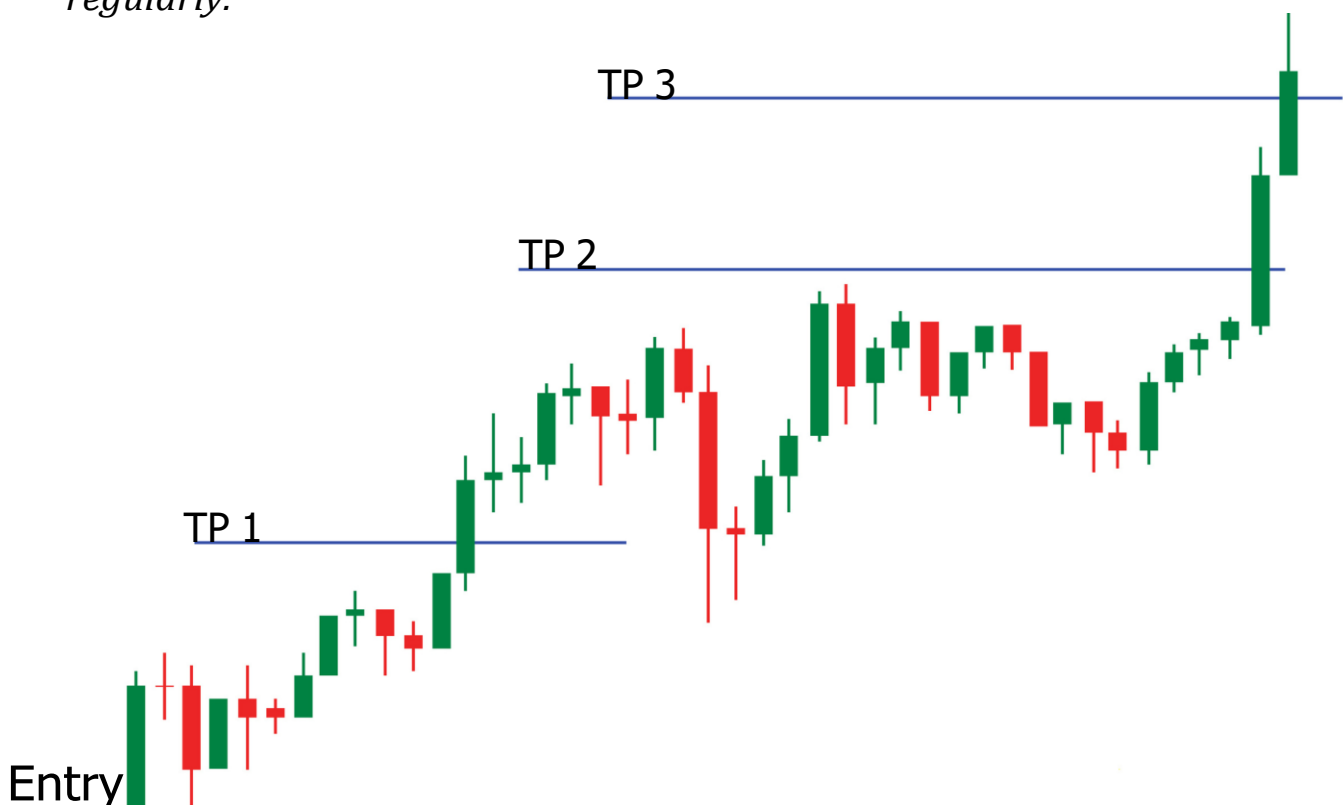
If all your profit levels are hit, congratulations, you've made a killing.

If some of your target levels are hit, you have the choice to exit or re-enter a trade.

What I do is mark out 3 areas of interest (TP 1, TP2, and TP 3). I take out 30% per level (or something like that) (needs a clearer Explanation)

Once you've analyzed the current market structure, you can buy the dips and partially sell when your targets hit.

Note- please remember to trail your stops, just in case the price doesn't go your way. Always follow proper risk management, and take profits regularly.



CONCLUSION

1. The path to trading full time and part time is the same, through learning, back testing and not going all in and concentrating on small bets.
2. You want to minimize all risks in this phase so your job, college or your activity of business isn't impacted.
3. Focus on a few assets rather than going too thin.
4. So slow to prove to yourself that this is profitable. This is your proof of work, don't degen.
5. Don't try to time anything at all. You're not an expert and if you listen to others, you're not a trader.
6. Think longer than needed about a trade, trade on HTF and fewer trades. Remember, even 1% a day will give you 3700% return a day so there's no rush.
7. Enter with cautious. The opportunities you have now will also exist when Bitcoin is up by 5% or down by 5%. If you're using skills to win, Market will always have an entry. So don't rush. Slow down.
8. Your urge to make it big in one trade will kill you one day. Print this in your mind.
9. Once entered, let it play out forget everything else.
10. Keep going. I have friends who have retired by using this formula. It's slow but it's foolproof if you keep doing it slowly. So keep doing it.

I hope this helps you a bit.

See you guys and girls soon.

Send some love my way, I need it more than you can think.

EmperorBTC